



Official School Mobile App For Android & iOS
(Designed & Developed by)
Edunext Technologies Pvt. Ltd.




www.edunexttechnologies.com | Parent Help Desk No. 01139235601 | Email : parents@edunexttechnologies.com



Bringing School & Teacher
Closer To You



www.edunexttechnologies.com | Parent Help Desk No. 01139235601 | Email : parents@edunexttechnologies.com



Download The App From



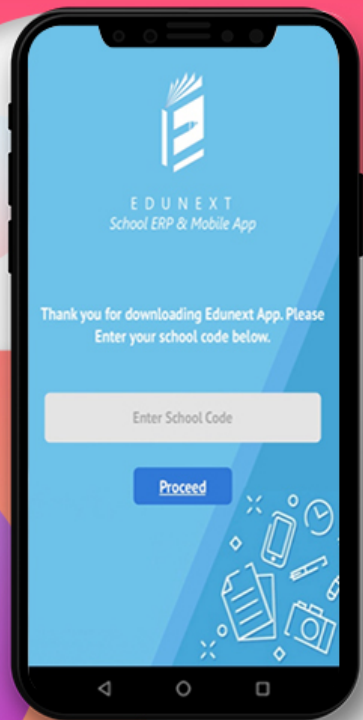
Play Store



App Store

By Searching Keyword “ **EDUNEXT** ”

Install the App and make sure that you allow all the access it requests. Once it is installed, an icon with EDUNEXT shall appear on your mobile phone's screen. TAP on it to open the app.



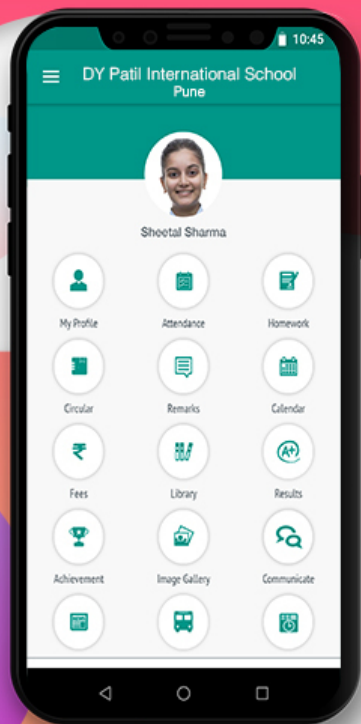
Screen Asking for School Code

Kindly Enter The School Code "dypisp" & Tap on Proceed



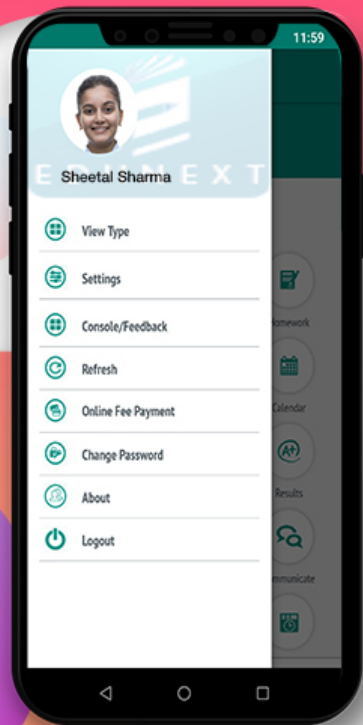
Login Screen

This is the login screen where you need to enter the credentials provided by the school and TAP on login button.




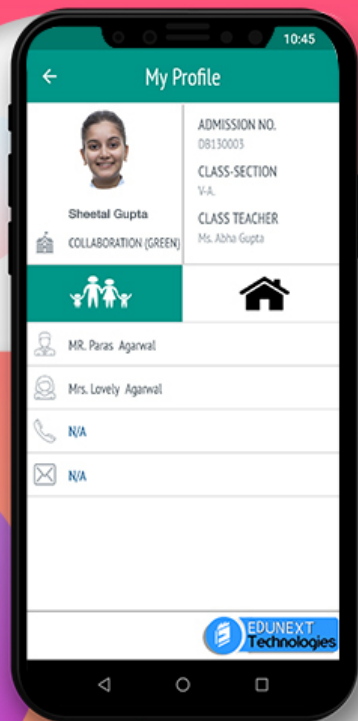
DASHBOARD

Now you can see different icons. By tapping on any icon you can get the information related to your child like Homework, Attendance, Communication Details, Remarks, Achievements, Image Gallery, Circular, Downloads and many more.



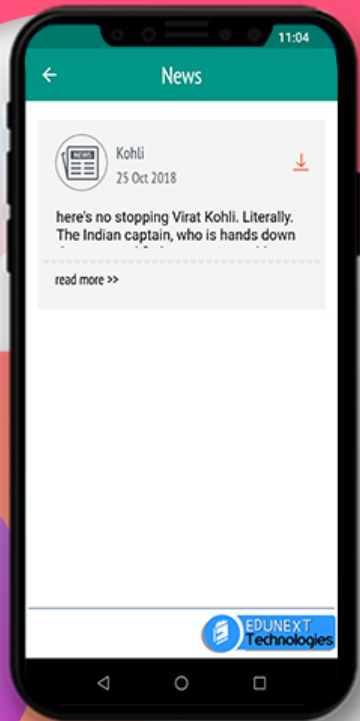
CHANGING PASSWORD

We strongly suggest you to change your password periodically. You can click on dropdown  menu to change the password.



MY PROFILE

Displays complete profile of the student including photograph, parent details, class teacher details, address and emergency contact number as per school records.



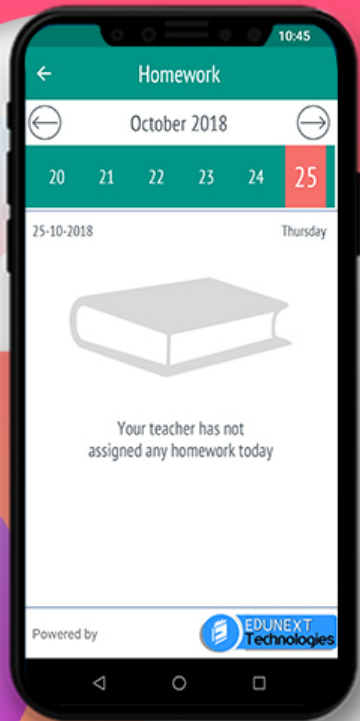
NEWS

All the school news will be showing here like summer holidays, sports, curriculum activities etc.



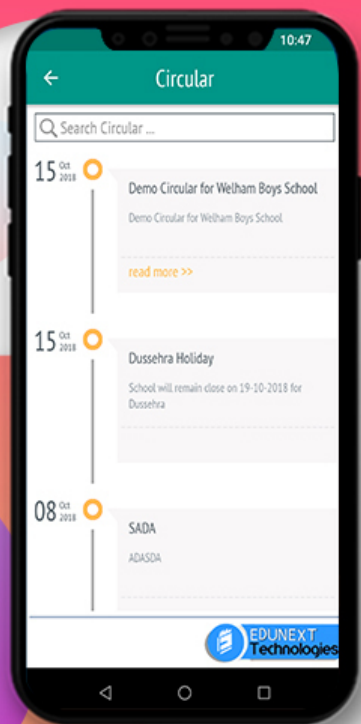
ATTENDANCE

Instant notification and detailed view of the student attendance in the current academic year including presents, absents and leaves.



HOMEWORK

Now the homework given by subject teacher is just a click away on your mobile with due date, description and download option.



CIRCULAR

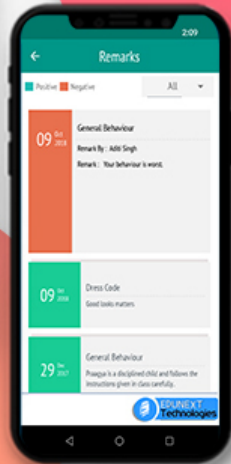
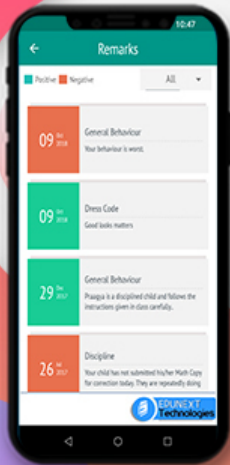
Instant alerts on any circular/notice from school and also complete archive there of with option of attachment download.



REMARKS

Student was active or down today? What's the achievement? Has he done something good or bad? Find out from daily remarks by teachers.

Red Remark denoted to negative remark & green remark denoted to positive remark.





CALENDAR

There are two view of calendar Yearly and Monthly

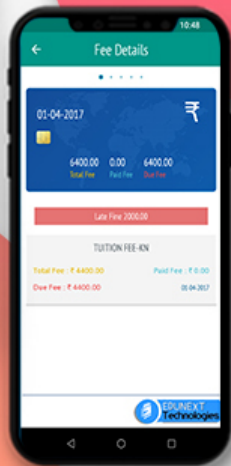
Now parents, teacher can get an overview of the activities happening in the school by tapping on Calendar icon.

It is complete schedule of school activities which are going on throughout the year.



FEE DETAILS

Parents can see the complete fee information including fee payable, payment status and dues for different fee types.

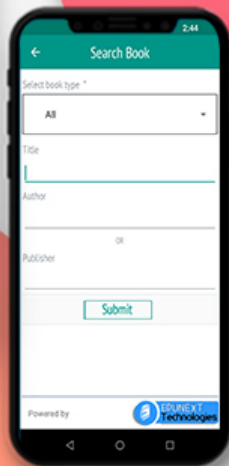
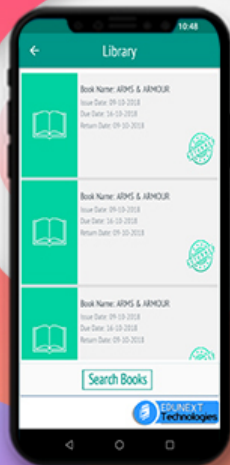


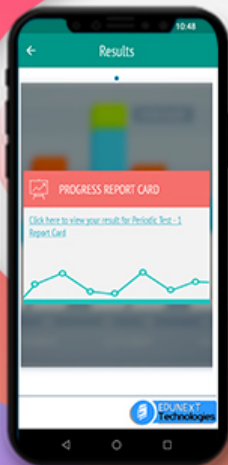


LIBRARY TRANSACTIONS

What does student like to read? Is he responsible enough in returning the books in time? Parents can find the answer here.

Cross mark denoted that the book is not returned & right mark denoted that the book has returned within the time.





RESULT

TAP on the report name to download the same.

As soon as results are declared at school, parents can view and download the progress report card on their mobile.

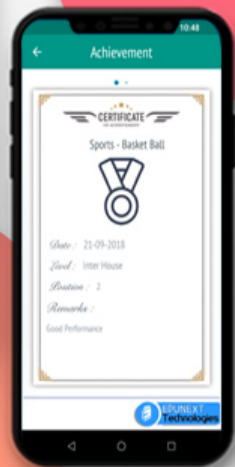
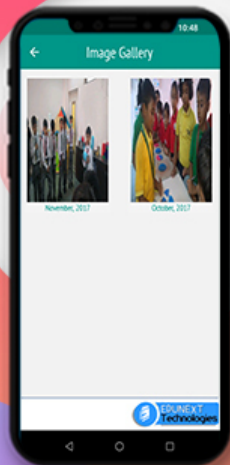


IMAGE GALLERY & ACHIEVEMENT

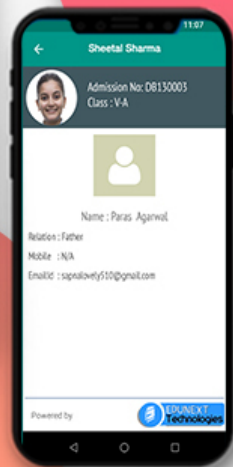
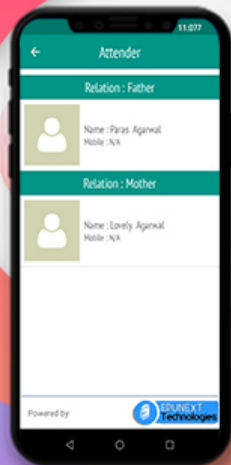
Students can see their photos in which they are participated.

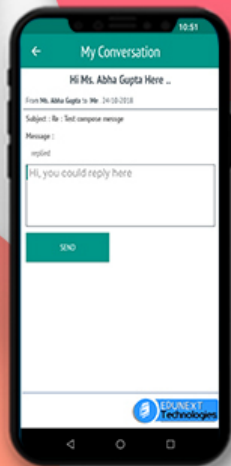
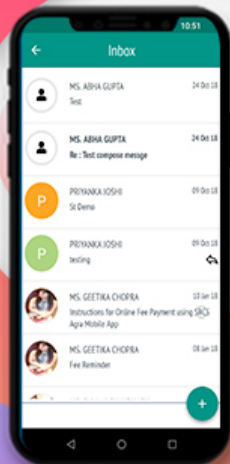
Parents get updated with their children's achievements with their respective events.



ATTENDER

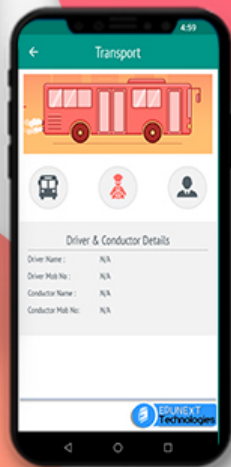
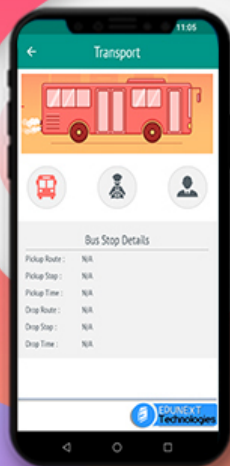
It insures the security of child. Who so ever will be going to pick the child, the whole profile of that responsible person is already mentioned in the application with respective relation.





COMMUNICATION

Now parents can directly communicate with the teachers, management, principal and class teachers regarding the leaves, Complaints etc.



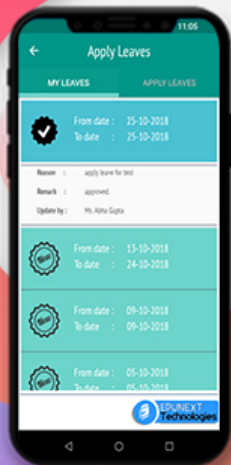
TRANSPORT

Parents can see the whole information related to the transport like bus detail, bus in charge detail, driver & conductor detail with their phone no.



APPLY LEAVES

Student can directly apply the leaves and check the approval and rejection status of his/her leave

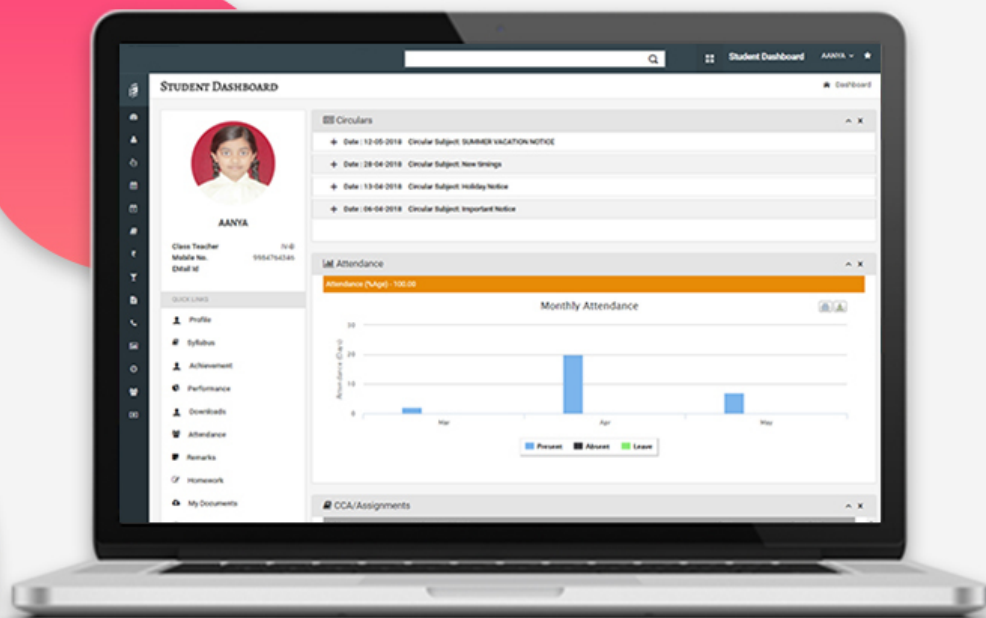




TIME TABLE & DOWNLOAD

Now Parents can see the whole schedule of their children's classes.
With the teacher name.

Students can download the attachment related to the homework,
time table, or any other attachment regarding any events.



Parents can access the web portal by visiting school website.

www.edunexttechnologies.com | Parent Help Desk No. 01139235601 | Email : parents@edunexttechnologies.com

The background features several large, overlapping, semi-circular shapes in vibrant colors: a large pink one in the top left, a blue one in the top right, and a purple one in the bottom left. The central text 'thank you' is written in a red, cursive script, with a red line and dots trailing off to the right.

*thank
you*

For any support we are just a call away at below mentioned number.

www.edunexttechnologies.com | Parent Help Desk No. 01139235601 | Email : parents@edunexttechnologies.com